

Financial Puzzle

Oklahoma Cooperative Circuit Engineering Districts
Board



Agenda

- **Responsibilities**
- **History**
- **Funding**
- **Programs**



OCCEDB Responsibilities

- **Management of CED revolving fund and ETR fund.**
- **Management of Solid Waste Program from Department of Environmental Quality.**
- **Management of federal Surface Transportation Program (STP) roadway program until 2020.**
- **Management of Governor's Repurposing Cross Town Beams program.**
- **Engineering support and research for CEDs/counties.**



OCCEDB Responsibilities, cont'd

- **Provide training workshops to County Commissioners.**
- **Participate in civic groups and other public meetings concerning transportation issues.**
- **Legislative research/information/support for ACCO's Legislative Committee.**
- **Facilitate CED's county equipment auctions.**
- **Provide county infrastructure information via ODOT's web portal.**



History

Oklahoma Department of Transportation



- **Managed Funding, 1986**

- County Bridge Fund
- County Road Fund
- Chip/oil Fund



Employees

- 1982 – 3,529
- 2018 – 2,321

- **Provided counties:**

- Design
- Construction Inspection
- Safety Bridge Inspection



History

Circuit Engineering District, CED

- CED Legislative language enacted
- ACCO hired Staff Engineer
 - Funded by State Auditors' Office
 - \$165,000 per year contract for salary and "startup" funds for CEDs.
- CED #7 formed
- CEDs #1-#6 & #8 formed

1992

1998

1998

1999



History

Circuit Engineering District, CED

- Statewide CED board legislation enacted, OCCEDB
- CED Revolving Fund Legislation enacted
- Emergency and Transportation Revolving (ETR) Fund Legislation
- County Improvements for Roads and Bridges, CIRB, fund enacted

2001

2006

2006

2006



History

Circuit Engineering District, CED

- OCCEDB hires Engineer/Director
- OCCEDB hires Administrative Assistant
- Federal STP roadway program oversight moved from ACCO to OCCEDB.
- Solid Waste Program moved from ACCO to OCCEDB.

2007

2010

2016

2016



History

CED Revolving Fund – Monthly Revenue

- **Gasoline Tax, 1/3 of 1%**
 - Going into State's General Revenue Fund from Counties' apportionment.
- **Interest on County Bridge and Road Improvement, CBRI, Fund**
 - Going into State's General Revenue Fund when CBRI fund was still with the State.
- **Interest on Emergency and Transportation Fund**
 - 25 million transfer from ODOT
 - 2014 state transferred 10 million out to balance budget.

2006

2006

2010



History

CED Revolving Fund – Monthly Revenue

- **12.5% of County Bridge and Road Improvement, CBRI, Fund**
 - Majority, 87.5%, of the CBRI fund returned directly to counties.
 - Plus a one-time, 1% of existing counties' CBRI balance apportioned to CEDs by member county's CBRI balance.
- **Solid Waste Program Administration Fee.**

2010

2016

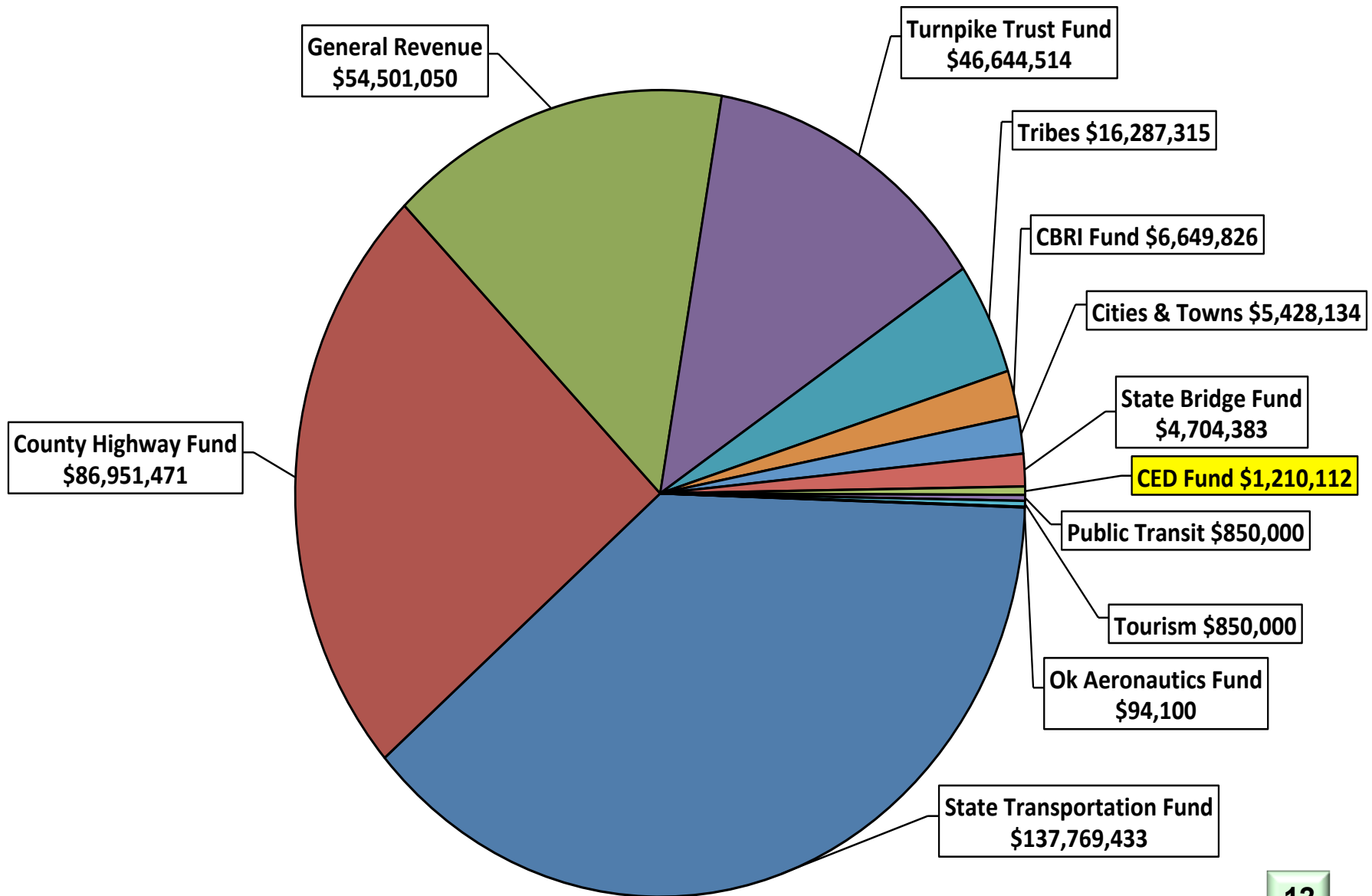


Funding

CED Revolving Fund – Monthly Revenue

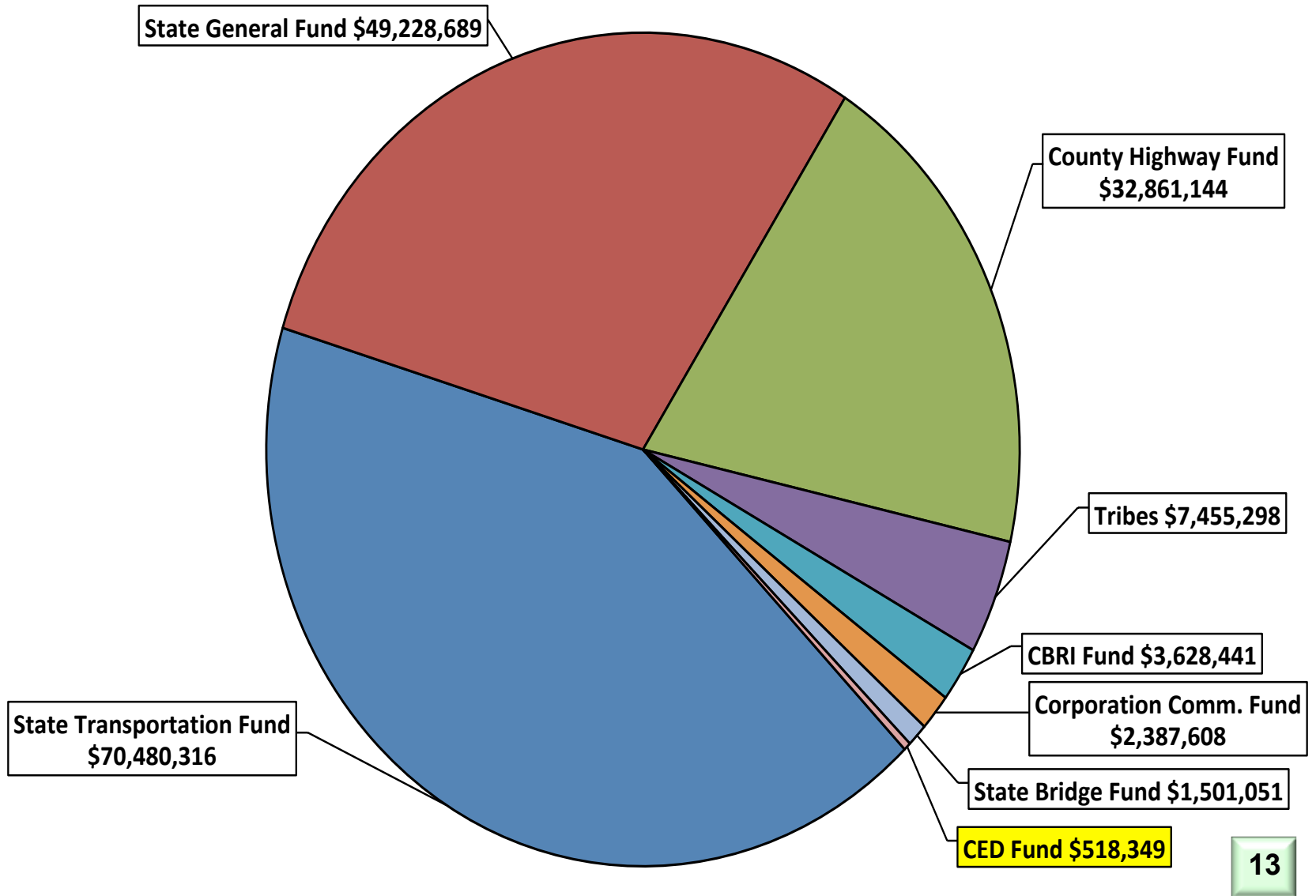
- **Gasoline Tax**
 - Includes 1/3 of 1%
 - Includes 12.5% of gas tax going into CBRI Fund
- **Diesel Tax**
 - Includes 12.5% of diesel tax going into CBRI.
- **Gross Production Tax on Oil**
 - Includes 12.5% of oil tax going into CBRI.
- **Interest earned on ETR fund balance**
- **Solid Waste Program Administration fee**

State Gasoline Tax Apportionments FY 2019



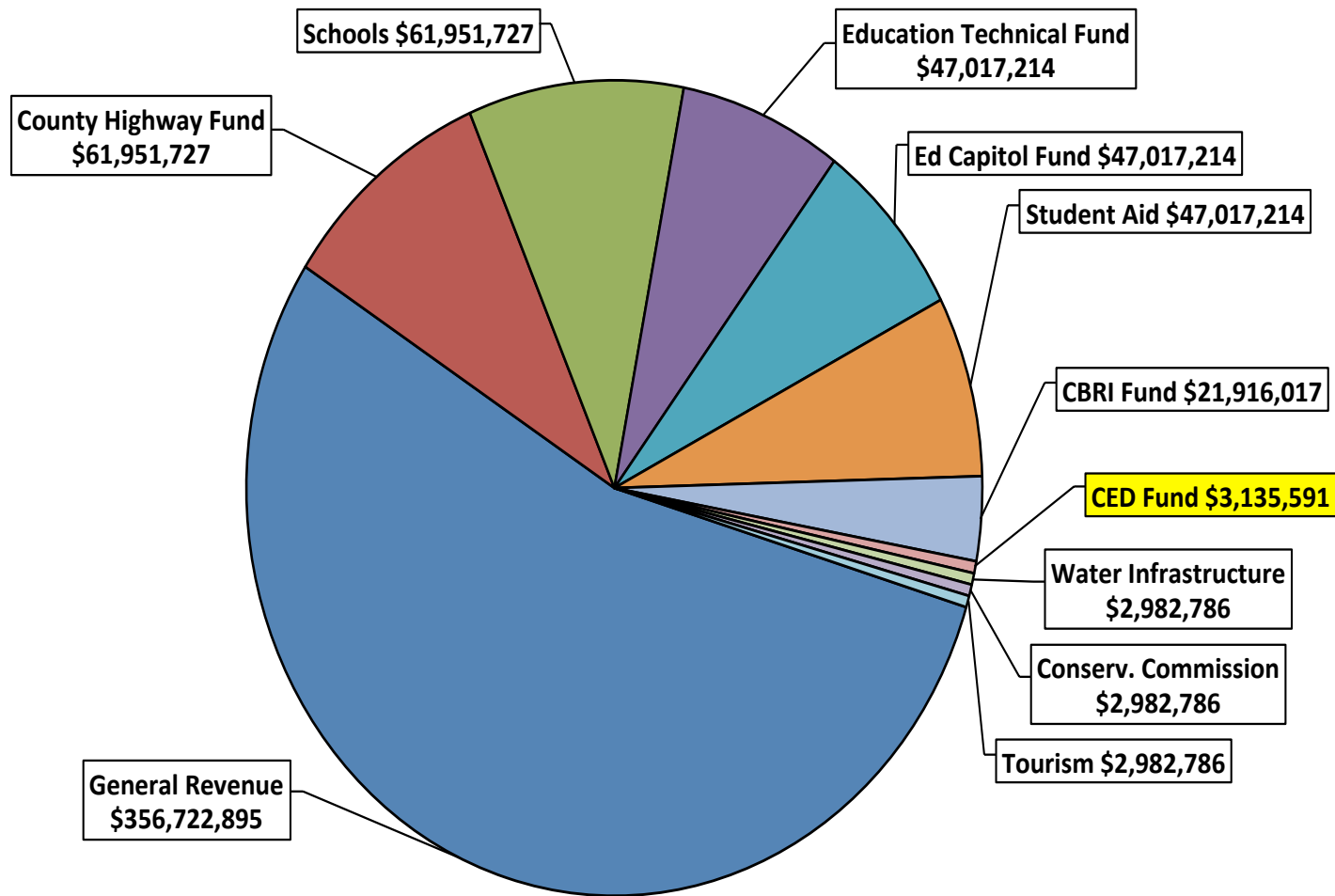
Total: \$ 361,940,338 (@ 20 cents/gal & 5 cents on CNG/LNG)

State Diesel Tax Apportionments FY 2019



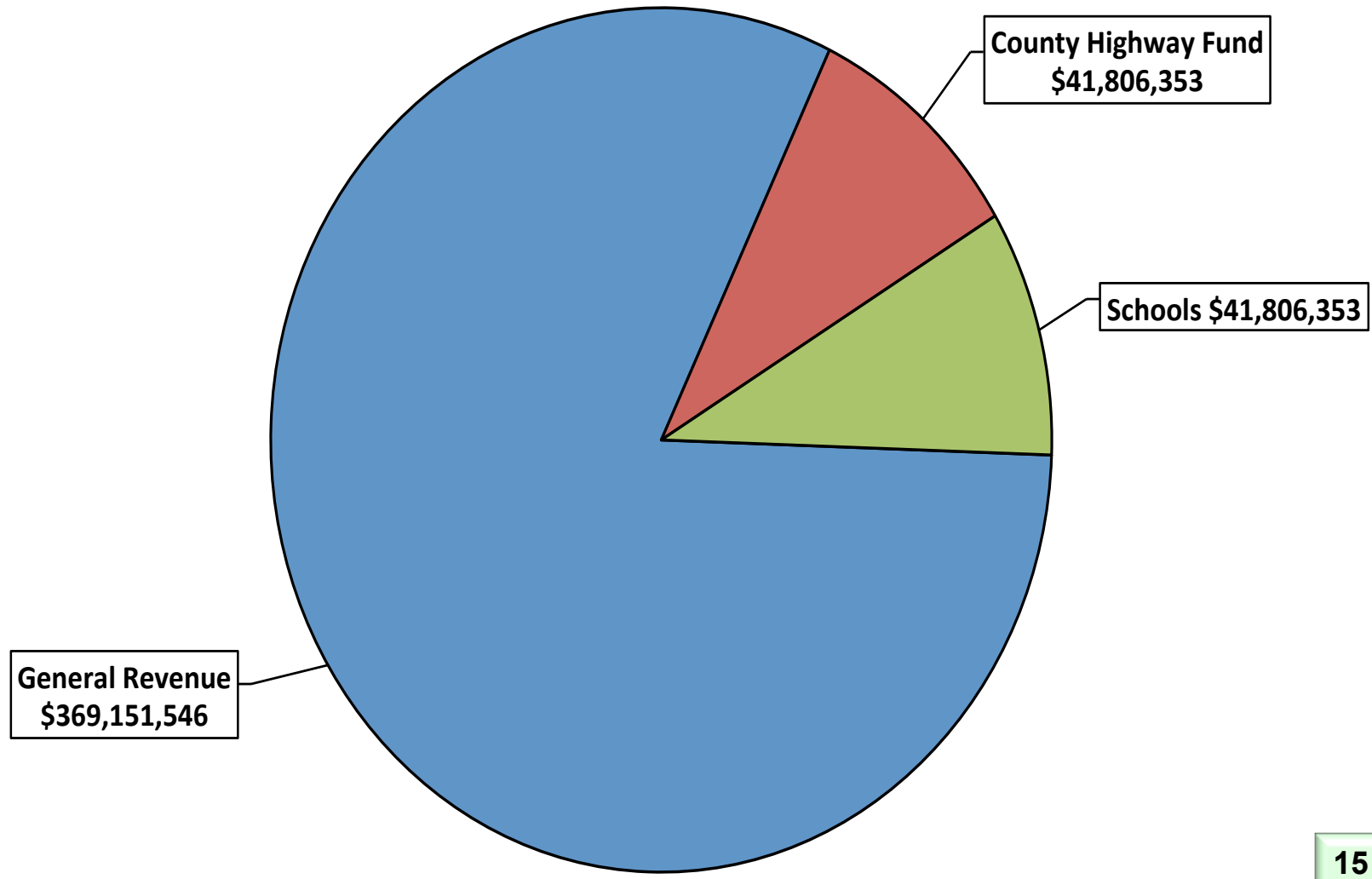
Total: \$ 168,060,895 (@ 20 cents/gal)

State Gross Production (Oil) Tax Apportionments FY 2019



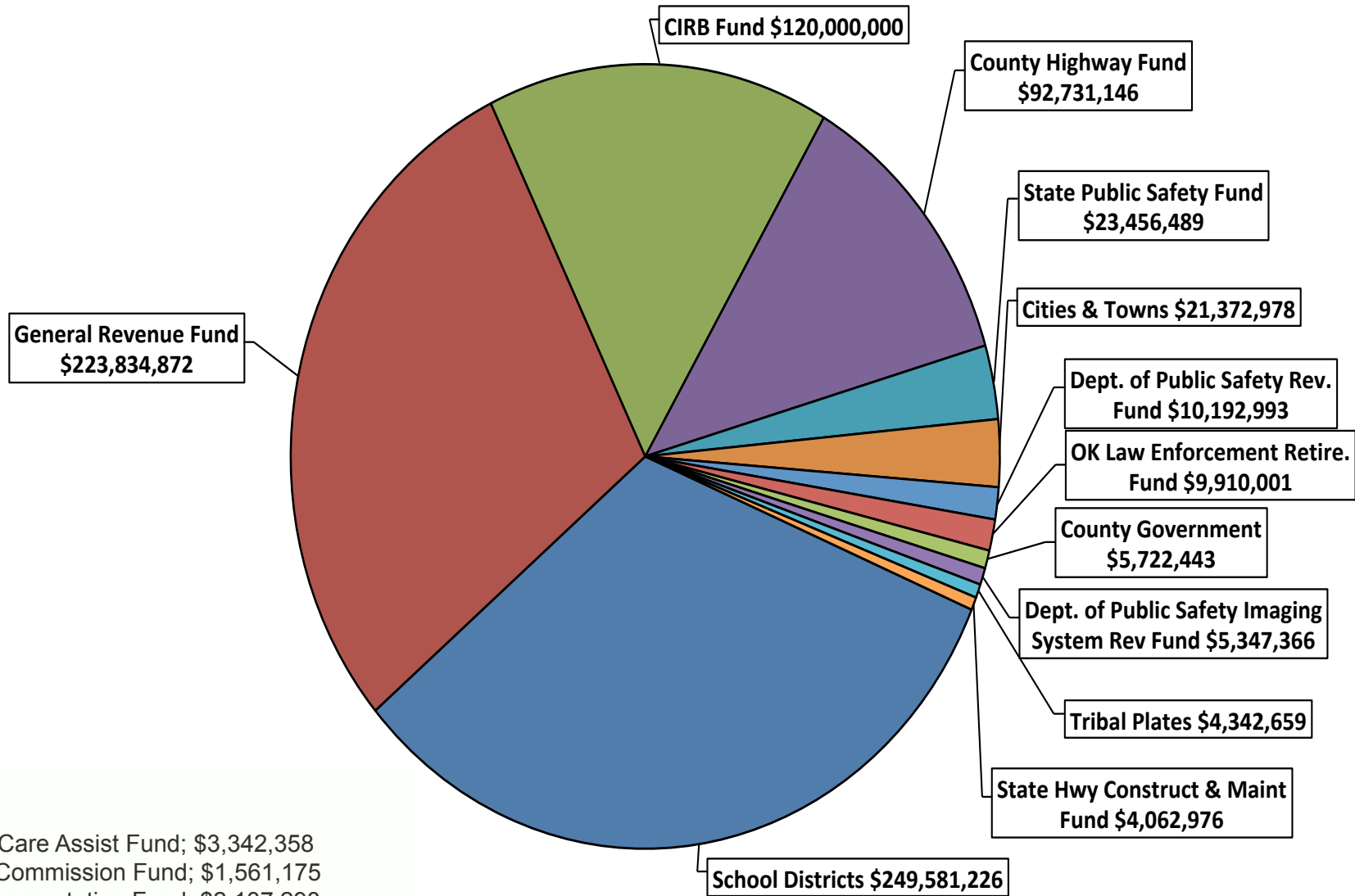
Total: \$ 655,677,957

State Gross Production (Natural Gas) Tax Apportionments FY 2019



Total: \$ 452,764,251

State Motor Vehicle Collection Tax FY 2019



Other

- Trauma Care Assist Fund; \$3,342,358
- OK Tax Commission Fund; \$1,561,175
- State Transportation Fund; \$2,137,298
- Motor Veh. Driver Ed. Fund; \$900,000
- Dept. Public Safety Patrol Veh. Fund; \$850,000
- Motorcycle Safety & Ed Fund; \$371,454
- Wildlife Conservation Fund; \$206,835

Total: \$ 782,876,097



CED Revolving Fund Revenues

FY 2019

Monthly Averages

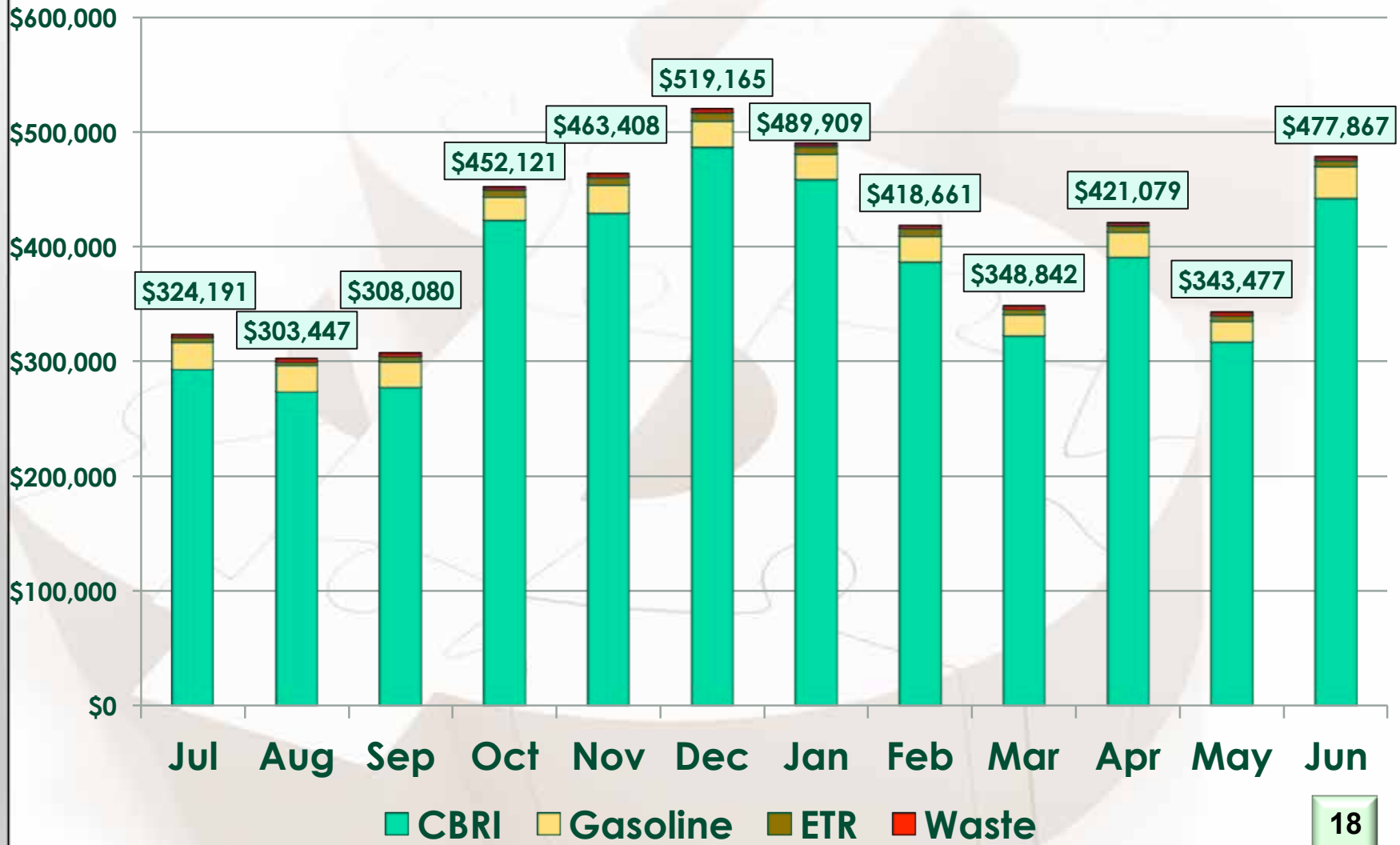
Gas = \$22,731
ETR = \$5,504
CBRI = \$375,245
Solid Waste = \$2,917

Year

Gas = \$266,248
ETR = \$66,053
CBRI = \$4,502,944
Solid Waste = \$35,000
Total = \$4,835,246



CED Revolving Fund, FY 2019

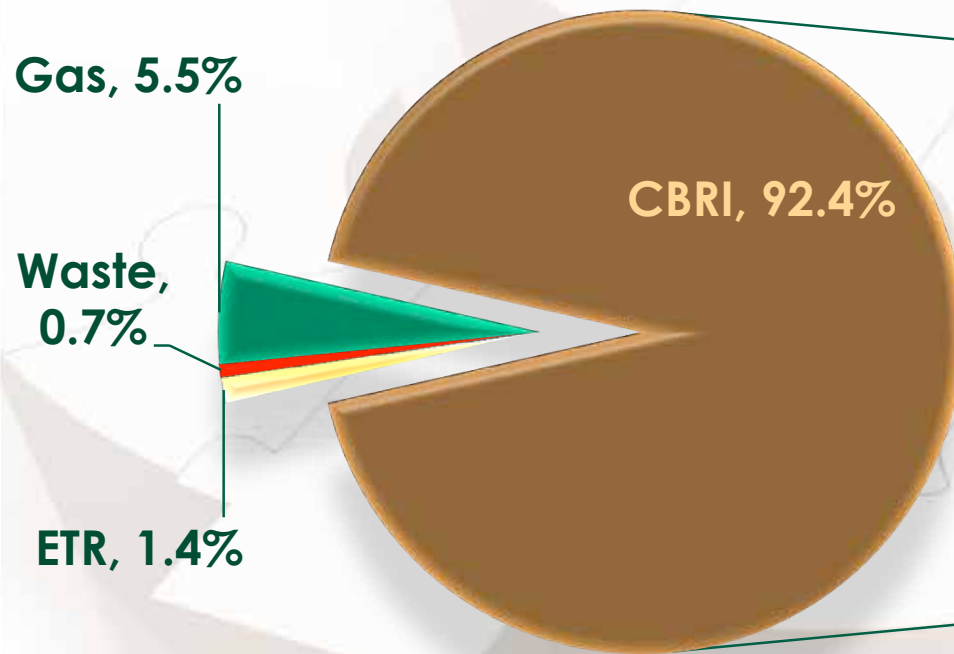




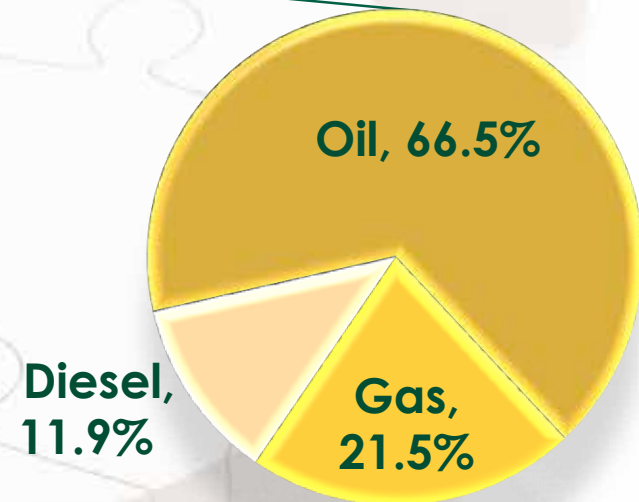
CED Revolving Fund Revenues

FY 2019

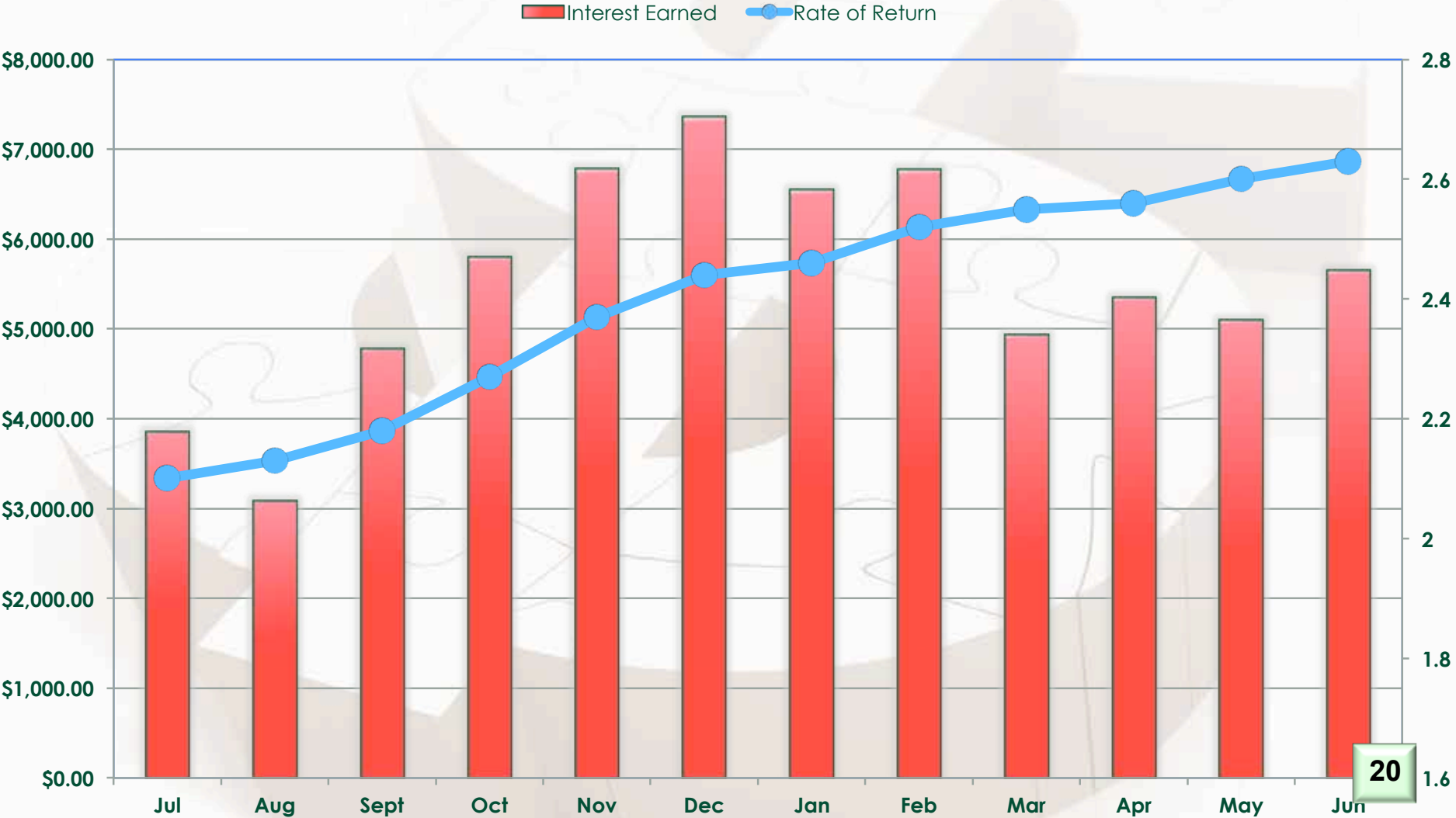
Total Fund



CBRI



ETR Fund – 2019 Interest Earned





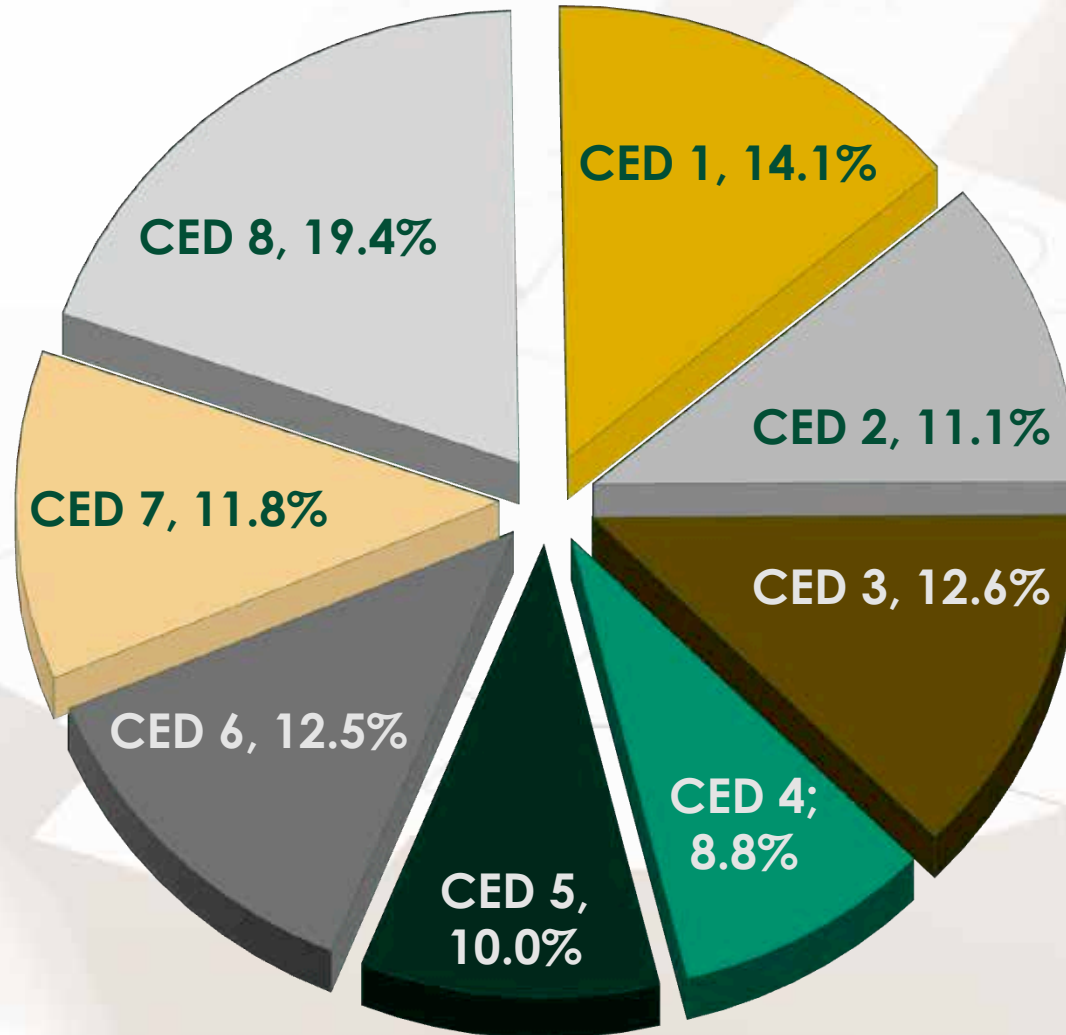
OCCEDB Budget / Expenses

- **Budget FY 2020 = \$428,350**
- **Funded first by ETR interest, Carryovers, Solid Waste Administration Fee, and the initial gasoline tax (2006).**
 - **Carryover 2019 = \$71,138**
 - **Solid Waste Administration Fee = \$35,000/yr, Monthly disbursed**



CED Revolving Fund Revenues

CBRI Portion - Disbursements by CR Factor

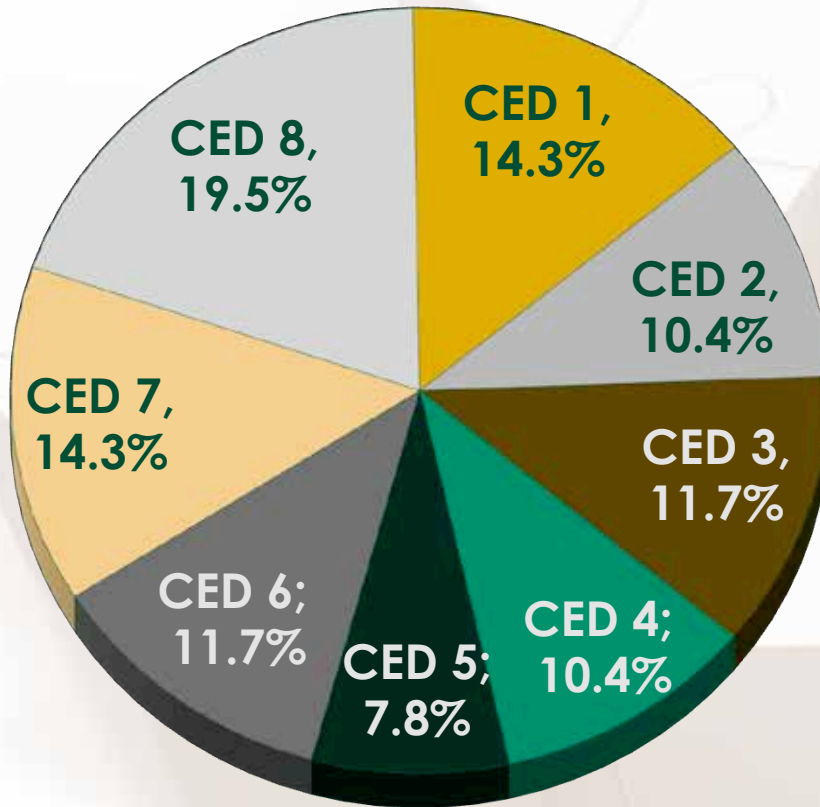


ETR interest & Gas (2006) Revenues divided equally after OCCEDB budget met.



ETR Revolving Fund

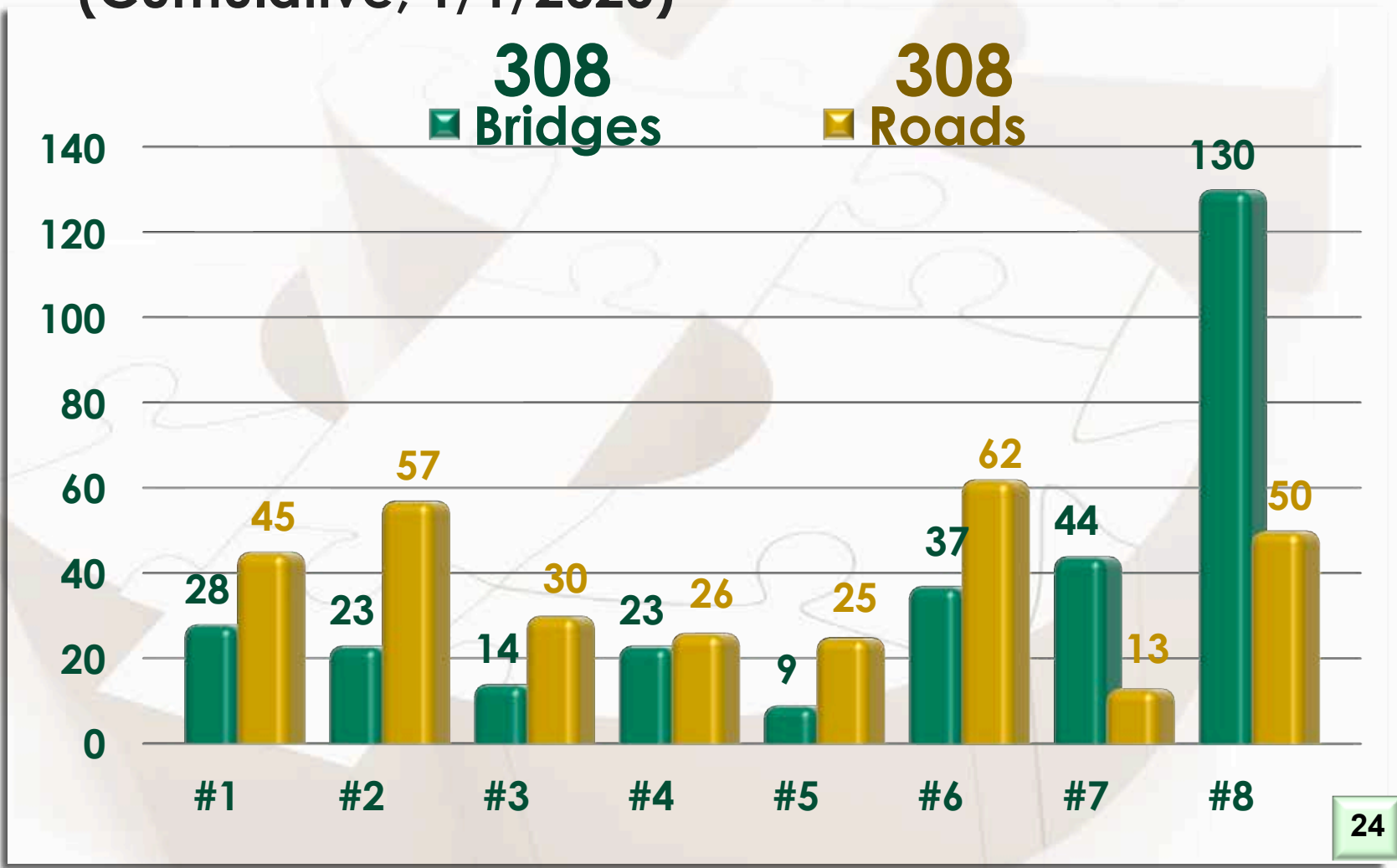
Disbursements by Number of Counties per CED



CED	# Counties	\$ Maximum
1	11	\$2,200,000
2	8	\$1,600,000
3	9	\$1,800,000
4	8	\$1,600,000
5	6	\$1,200,000
6	9	\$1,800,000
7	11	\$2,200,000
8	15	<u>\$3,000,000</u>
TOTAL		\$15,400,000



Emergency & Transportation Revolving (ETR) Program Status (Cumulative, 1/1/2020)





Solid Waste Program

- **Contract with the Oklahoma Department of Environmental Quality, DEQ.**
 - **2019 Total Contract - \$655,000**
 - **Administrative Fee - \$35,000**
- **Overall 43 counties awarded funding; with 12 districts awarded chippers, 66 districts awarded for roll-off dumpsters, 26 districts awarded chainsaws.**

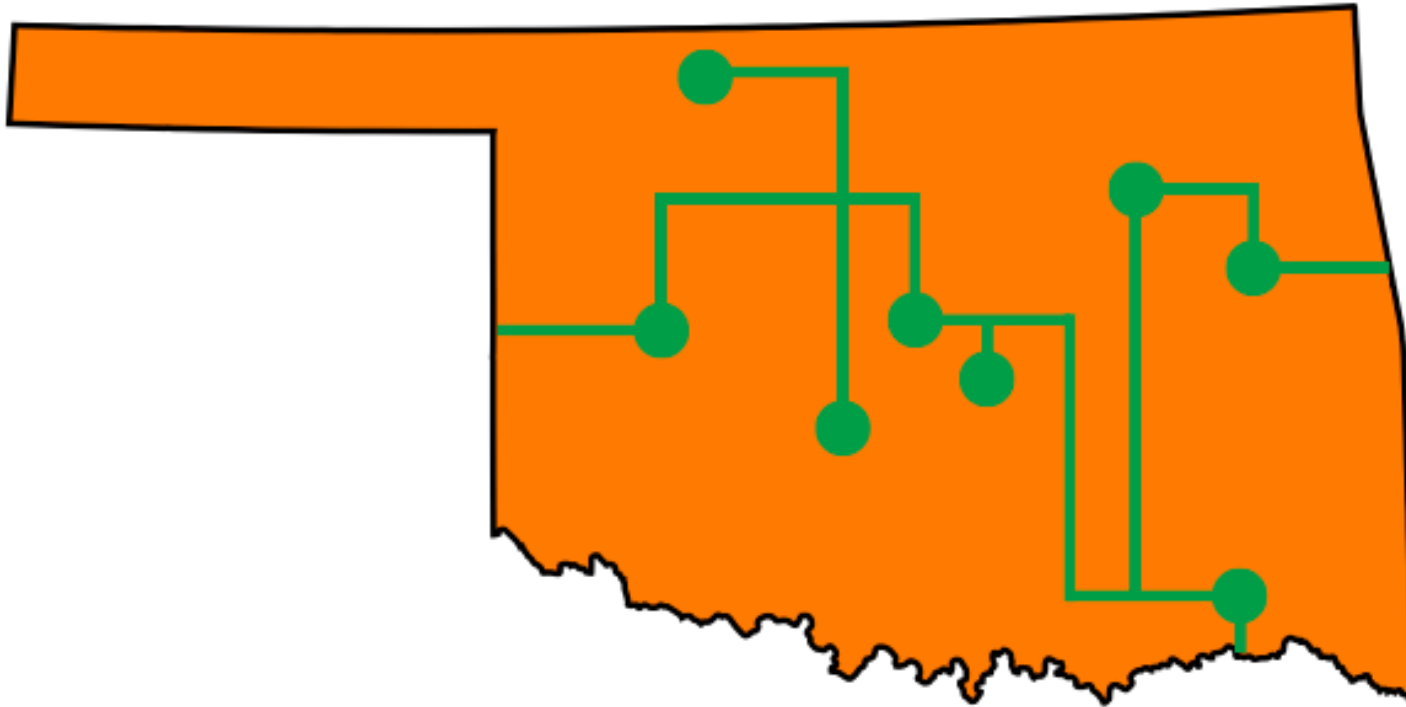


Surface Transportation Program

- **Federal Surface Transportation Program, STP, funds of 6 million dollars per year.**
- **Manage construction plan until 2020 after which the funds will be apportioned to each CED on a pro-rata share.**

CED	Number of Counties	STP \$
1	11	\$857,143
2	8	\$623,377
3	9	\$701,299
4	8	\$623,377
5	6	\$467,532
6	9	\$701,299
7	11	\$857,143
8	15	\$1,168,831

Questions? Need More Information?



OCCEDB

Oklahoma Cooperative Circuit Engineering Districts Board
